



Pride of the Prairie Quilters

Volume 27 Issue 1

January-February 2010

PRESIDENT'S MESSAGE

By Sandy Piatak

It is mind boggling to be wishing everyone a **Happy New Year 2010**. The old cliché, where has the time gone literally is somewhat over whelming to me. Did I accomplish everything I wanted to last year; no, of course not, but that will not stop me from setting similar goals this year along with maybe a new one. Yes, I am alluding to our U.F.O.'s (unfinished opportunities). This past year you have done a fabulous job of completing many of those projects which are going to be seen in our quilt show this year.

I am hoping every member will at least put one quilt in our March show. Our show-n-tell is so inspirational that I cannot imagine anyone not putting a quilt in the show. The guild has all levels of quilters as are the attendees. This makes our quilt show captivating and interesting for all people who have taken time to visit the show.

Don't forget to sell and turn in your **raffle tickets** for the quilt show. As guild members, this is one of the few requirements we ask of you. Remember, the benefit derived from our ticket sales allows us the opportunity of having nationally known speakers. The line-up for 2010 is outstanding and we would like to be able to continue this for the coming years. Also, we need every guild member to donate their time before, during, and at the close of our show in March. Your participation is very important for the success of our quilt show.

One of our philanthropic goals for the coming year will be the **Food Pantry**. Every quarter we will select a community to be the recipient of the food pantry donations. Volunteers are needed to take the items to the designated food pantry. The items will be collected each month for all of 2010. Monetary donations are accepted for perishable and bulk items. Remember, the buy one get one free at local grocers is a good way to donate a goods. Your generosity in helping others during our difficult economic times is truly priceless.


The Nominating Committee (Joyce Kolbe, Cathy Lucas and Marianne Murphy) will be contacting you for suggestions of new board members. Every

position is open and your input is needed. The people on the board represent each and every one of us. Information about the positions can be found on our website. Elections will be held in Feb. and transitions take place in March 2010.

We are looking for the **2012 Raffle Quilt Committee**. The process of designing, creating, and implementing the raffle quilt is very fulfilling. Our goal is to have the raffle quilt entered into various guild shows for the year after its completion. This will give our quilt recognition and value. Usually, it takes about one year to produce a raffle quilt. If you're "Bee" or a group of POP guild friends are interested in beginning to work the quilt, please contact me.

Quite a few guild members have not joined the **POP website**. If you have a computer there is no reason not to join this website. Information can be sent very quickly to all members (i.e. bad weather). I strongly urge all of you to join - just go to the www.prideofprairie.org website and the newsletter will appear. Select Membership and scroll down to Members Only and select POP Quilts to join. The site will guide you through the process. If you have any problems please let me know.

Piecefully yours,
Sandy



25th Anniversary Quilt Challenge - Rules

1. Quilt must be smaller than 25" x 25".
2. Challenge fabric must be used on the quilt top in some way.
3. Quilt must contain 25 of something (example: 25 fabrics, 25 flying geese, 25 blocks, etc.).
4. Quilt must have a label explaining the use of fabric and the 25 items.
5. Quilts will be displayed at the 2010 Quilt Show and will be voted on by the public.

All items are due on Fri, March 12, 2010 and should be given to Susan Deegan or Kim Nimtz.

HOSPITALITY NEWS

*By Marcia Gray, Darlene Ryan,
Jackie D'Arcy and Cindy Obman*

November Hostesses:

Peggy Young, Alice Krazak, Pat Lipscomb, Ingrid Dickinson, Sandy Piatak, Barbara Wenker, Sandy Fuehrmeyer, Deb Bedell, Sandy Anderson, Judy Jacobs, Sheila Bell, Sue O'Connor and Cricket Warner.

Thanks to all who have donated treats at our meetings. If you haven't brought a treat in awhile, please share a treat for the next guild meeting.



D.C.'s Machine Quilting

Daniel C. Kolbe
GAMMILL STATLER STITCHER
OWNER & DESIGNER

2022 Pauline Pl.
Plano, IL 60545

Phone: 630-552-9186
E-mail: dckolbe@comcast.net

2009 Advertising Rates

Ad Size	Year (6 issues)	Single Issue
Business Card:	\$50	\$10
Quarter Page	\$60	\$15
Half Page	\$80	\$20
Full Page	\$160	\$40

Ads must be prepaid and received by Editor before 25th of the month to appear in next newsletter issue.

Our general membership meetings are held on the 3rd Thursday of the month at 7:00pm at Peace Lutheran Church, 415 W. Main St (near Rt 59 / IL 126) in Plainfield, IL. Guests are always welcome to attend any program for a nominal guest fee. We have a short business meeting followed by our program or guest speaker. Visit our website at www.prideofprairie.org

Mailing Address:
Pride of the Prairie Quilters
P. O. Box 501
Plainfield, IL 60544



BIRTHDAYS

FEBRUARY

Colleen Plucinski	Feb 2
Cindy Obman	Feb 8
Jo Snider	Feb 10
Gladys Komerska	Feb 11
Carol Marland	Feb 12
Debra Janik	Feb 13
Mary Winegar	Feb 13
Susan Deegan	Feb 20
Christine Heath	Feb 22

MARCH

Donna Goodwin	Mar 2
Carol O'Dell	Mar 2
Christine Williams	Mar 3
Marianne Murphy	Mar 11
Patricia Gill	Mar 15
Joyce Stejskal	Mar 18
Betty Jo Chaplin	Mar 19
Aniela Levin	Mar 23
Marcy Maughan	Mar 25
Wendy Yates	Mar 27
Shirley Ryan	Mar 28
Geri Macroy	Mar 29
Jodie Nidey	Mar 30
Christie Hardt	Mar 31

2009-2010 BOARD MEMBERS

President	Sandy Piatak
Vice-President	Bonnie Orzech
Secretary	Alice Krzak
Treasurer	Anita Marsh
Hospitality	Marcia Gray Jackie D'Arcy Darlene Ryan Cindy Obman
Library	Kathy McCluskey Becky Brillon
Membership	Ila Migut David Reschke Chris Heath Kathy Elstad
Newsletter	Sharon Butvilas sbutvilas@yahoo.com
Philanthropy	Julie Guise Sandy Ringel
Programs	Ute Murrin Susan Lark Jo Sheppard
Contracts	Becky Carpenter Christine Williams
Publicity	Joyce Kolbe Linda Graunke

How to Prepare your Quilt for the Pride of the Prairie Quilt Show

1. **Make sure your quilt is clean and in the best condition:** Remove any pet hair, extra threads, or lint. Check our quilt for any for any remaining markings from its creation; follow manufacturer's recommendations for removal.
2. **Attach a sleeve to the back of your quilt:** Except for small wall hangings, wearables, and misc. quilted items, you must pin or sew a sleeve to the back of the quilt. Please refer to your e-mail for which quilts do not need a sleeve. We believe we have laid out the show with racks so that all large bed quilts will hang without touching the floor.
3. **Attach a label to the back of your quilt:** Safety pin or sew a fabric label to the back of your quilt. Garments can be labeled on the inside. If you don't already have a label attached, the label may be as simple as writing the information on a piece of muslin with a permanent marker. The label should contain the following information:
 - POPQ Member's Name
 - Address
 - Phone number
 - Name of the Quilt
4. **Place your quilt in a cloth bag or pillow case, with a second label containing your name/address/phone, quilt name pinned or sewn to the bag/pillow case so we can match it up again after the show.** Again this may be as simple as writing on a piece of muslin. Fold your quilt so that the label is toward the bag opening and easy to see without having to remove it from the pillowcase. This will help at check-in.
5. **Drop your quilt off at Richland Grade School on Friday, March 7th between 5 and 7 pm.** There are 75 members sharing just over 300 quilts for this show. Depending on your arrival time, there may be a short wait to check-in. If everyone follows the instructions above, check-in will move much more efficiently and quickly.
6. **Pick up your quilt at Richland Grade School on Sunday, March 9 between 5 and 6 pm.** If you cannot pick up the quilt, your registration should indicate a designate to pick it up for you. If something has changed, please let a check-in coordinator know at the time of check-in. Your designate may be asked to provide identification at the time of pick-up.

No members will be allowed to enter the gym to pick-up quilts after the show. The take down committee will have designated volunteers to bring your quilts from the gym to the check-out table when you come to pick up your quilts. Once you have signed out your quilts, you will be given a receipt that may be checked as you exit to ensure you have picked up the right quilts.

Thank you so much for sharing your quilt at this year's show!

Quilt Sleeve Directions:

A quilt sleeve consists of a long tube fastened to the back of the quilt to allow hanging from a display rod. The sleeve protects the quilt from direct contact with the display equipment.

Constructing the sleeve tube:

1. Cut or piece together fabric 9 inches wide and a length that is equal to the width of the quilt along the top edge
2. Hem short ends by folding back 1/4 inch and folding back 1/4 inch again. Stitch hem in place by machine or hand.
3. Fold the tube in half, right sides together, along the remaining raw edge. Sew a 1/2 inch seam, clip thread ends and turn right side out.
4. Press the tube flat using the seam as the top fold of the tube.
5. Pin the sleeve to the back side of the quilt placing the seam fold 1 inch (or more) below the top edge of the quilt. Using a whip stitch or blind hem stitch, sew this edge in place. Stitches should be no farther than 1/4 inch apart. Some stitches should go through to the front of the quilt for stability and support, in locations where the stitches can be hidden or at least every 6 inches.
6. Now that the top edge is secure, make a new fold in the tube that is one inch down from the top seam fold of the tube. Align this fold with top edge of the quilt and finger press a new bottom fold so the tube once again lies flat.
7. Pin the new bottom fold in place, making sure the tube lies flat on the quilt. Using a whip stitch or hem stitch sew this tube fold and the two tube hems which touch the quilt in place.

If the quilt is neither too large nor too heavy, you may also safety pin a sleeve in place on the back. Be sure to pin both the top and bottom of the sleeve tube with plenty of safety pins to support the weight of the quilt.

Pride of the Prairie 2010 Quilt Show Registration Form

Please fill out all pertinent information.

Staple Photo Here

Please do not cover registration info with photo

Does not need to be a professional photo -
this is for identification purposes.

Leave this box **BLANK**.

Entry # _____ Category # _____

SHOWPIECE SIZE (for placement)

Height: _____ Width: _____

CHECK HERE IF NOT FINISHED

CATEGORY

Check only **ONE** box below. Your entry will be displayed with and judged in this group, on this topic. *This is your decision.*

1. First Quilt in a Show	
2. Challenge Quilt	
3. Bed Quilt: Pieced	
4. Bed Quilt: Hand Applique	
5. Bed Quilt: Machine Applique	
6. Wall Hanging: Pieced	
7. Wall Hanging: Hand Applique	
8. Wall Hanging: Machine Applique	
9. Art Quilt	
10. Made for a child	
11. Wearable	
12. Miscellaneous	
13. Hand Quilting <i>by registrant</i>	
14. Domestic Machine Quilting ... " ..	
15. Long Arm Quilting " ..	

I am assigning the following person to pick up my entry:

Name: _____ Phone: _____ Email: _____

Address: _____

Name of Quilt: _____

Pattern: _____ Quilted By: _____

Description: This will be displayed by your entry at the show. It can also include stories, inspiration, etc. Use back if needed.

I have read and understand the stated rules. Pride of the Prairie Quilters and Richland Grade School, Crest Hill, IL are not responsible for any theft or damage that might occur. (Consult your insurance agent regarding coverage under your homeowner's policy. Information will be given to you closer to the show date regarding quilt preparation, hanging sleeves, labels, etc.)

Signature _____ Date _____

QUILT SHOW 2010 NEWS
"Starring Timeless Treasures"
Co-Chairs: Marcy Maughan and Christie Hardt

Quilt Show Dates: March 13 & 14, 2010
Location: Richland Grade School
1919 Caton Farm Road, Crest Hill, IL

First off, let us wish everyone a Happy New Year. May it be filled with joy and peace and lots of quilts. May you have time to finish your UFO's so they can be part of our March quilt show. And may you have enough time to whip up something for the Silent Auction and enough money that you can donate something to the Raffle Baskets. Can you tell the quilt show is on our minds?

The show is March 13-14 at Richland School in Crest Hill. There are so many parts of the show that need help. We need quilts to display. The form to submit quilts is on the website and the deadline for submission is the January meeting, which is scheduled for Jan. 21, 2010. Please bring the form to the quilt guild meeting or mail it to the chairman, Pam Eulberg by Jan. 21st. We must have all registrations by this date so we know how many racks to order and what size the quilts will be. There is a lot of background work that must be done between the time you submit your registration and the quilt show opening.

The show has many parts. Besides displaying 300 quilts, we have a Silent Auction and members are encouraged to donate something to the Auction. (Must have a retail value of at least \$15.) We have raffle baskets and sell chances on the baskets. So we need supplies to fill the baskets. Fat quarters are especially nice, but anything you donate will be used. Quilting supplies, baby things, sewing items, anything you think will enhance one of the baskets would be nice. We need donations of old quilting magazines and books to sell and donations of baked goods the days of the show.

For the two days of the quilt show we need lots of helpers. People to sell raffle tickets, people to white glove, people at the registration table, people to help with set up and take down. Since this is a guild project, everyone should be volunteering time someplace. If you can't make it to a meeting to volunteer, call Connie Vanni at 630-427-0012 and offer your services.

We still need someone to coordinate a few others to get signs posted and taken down the weekend of the show. If you are able to help us out with this task, please contact Christie or Marcy.

And before the show ever arrives we need each guild member to sell their raffle tickets on the raffle quilt. We have an absolutely gorgeous raffle quilt and you should be proud of offer people the chance to win it. Get out there and sell those tickets!

Sharon Harmon will do our appraisals. Have you signed

up to have your quilt appraised? It is always nice to know the value of your work.

We also need people to see the show. Have you invited all your friends to come to the show? Are you advertising the show in your Homeowner's newsletters, or at other groups you belong to? We need all the free publicity we can get. Spread the news everywhere. If need be, send out invitations to your friends and neighbors. Besides the quilts there are vendors, and demonstrations, scissor sharpening, used books and magazines for sale, baked goods for sale, and other added benefits to attending our show.

We have just added a very nice patriotic display of approximately 60 mini quilts which will be displayed in the gymnasium on the stage. This is to honor our vets.

We will be having a quilt show chairman's meeting on Jan. 14th at 6:45 pm at Panera Bread at 95th street and Rt 59. We would like to have the chairman for each committee, or a representative, present. Time is getting short. The quilt show will be here before you know it.

This quilt show is a great opportunity for everyone to get involved in something that our guild can be proud of, while getting to meet the other members a little better and having fun. For those new members, please consider lending a hand. When you volunteer you get to meet and know other members and form quilting bonds that are life lasting.

Here is a toast to the New Year and a fabulous 2010 Quilt Show!

Silent Auction: Now that the holidays are behind us, and our attention has turned back to quilting, it's time to start thinking about your donation for our silent auction for this year's quilt show! This is not only one of our fund-raisers for the show, but also an additional display of quilts for visitors to enjoy. We're looking for quilted items to be donated by guild members and ask that you donate items similar to ones on which you might be interested in bidding. Please keep in mind that our opening, minimum bid for silent auction items is \$15.

We thank you for your generosity and hard work in making this a success. Articles to be donated to Silent Auction may be brought to the Jan. and Feb. guild meetings and turned in to Cathy Lucas or Sandy Fuehrmeyer. You may also turn in your donations at the quilt show set-up on Friday night, March 12th. Please remember to attach your name and don't forget to label or sign your quilt! Thank you.

LIBRARY NEWS

By Kathy McCluskey and Becky Brillon


According to Wikipedia, "Cabin Fever" is a term for a claustrophobic reaction that takes place when a person or group is isolated and/or shut in, in a small space, with nothing to do, for an extended period. Symptoms include restlessness, irritability, forgetfulness, and an urge to go outside even in the (less miserable) rain, snow or dark. The phrase is also used humorously to indicate simple boredom from being home alone.

A lesser known outbreak strain of "Cabin Fever" is an irresistible urge to sew fabric log after fabric log of log cabin blocks. Typically coinciding with the winter season in Illinois, the symptoms begin showing shortly after Christmas and last until the "Squirrely Spring" outbreak season, when all quilt projects turn bright and flowery. Cabin Fever has several variations, all resistant to pastimes other than quilting. These variations are known as "Barn Raising", "Sunshine and Shadow", "Pineapple" and "Straight Furrow".


While there is no known cure for Cabin Fever, the library has patterns and books to help cope through the symptoms. Here are a few:



Log Cabin Quilts With Attitude by Sharon Rotz ~ This quilting book is all about creating beautiful quilt blocks with more creativity. The clever "freedom block" approach is a skewed log cabin variation that gives quilters leeway to sew log cabin blocks however they choose to. Freedom blocks are created from straight-grain strips that use various colors and widths, giving quilters license to showcase their individual character in quilts. More than 15 step-by-step projects prompt readers to be free.



Log Cabin with a Twist by Barbara Kaempfer ~ Explore new ways to approach the twisted Log Cabin technique through detailed instruction and color illustrations. Design and coloring worksheets are provided for color placement to create beautiful and creative variations on the traditional Log Cabin design.



Mastering Precision Piecing DVD by Sally Collins ~ Perhaps your case of Cabin Fever requires bed or couch rest. Just pop in this DVD, relax, and watch someone else sew. A very peculiar illness, Cabin Fever is not contagious person to person, but can be cured through inspirational exposure to others who are suffering and working through the fever themselves

Until next time, happy quilting from the library where there are thousands of projects just waiting for you to start!

Becky Brillon

Late Fees on DVD's are:
One month late \$1
Two months late \$2
Three months late \$3
Fees are accumulative!
(\$1 + \$2 +\$3, etc.)

Loving Quilts, Inc.
Longarm Quilting Service
Pantographs♥Custom Quilt Design♥
Memory Quilts♥Baby Nursery Design



Gerri MacRoy

1176 Heather Ln, Glen Ellyn, IL 60137
(630) 932-1710 www.lovingquilts.com
gmacroy9670@wowway.com

Sharon Butvilas
 611 Oxford Court
 Oswego, IL 60543

Pride of the Prairie Quilters

JANUARY-FEBRUARY 2010

FIRST CLASS MAIL



Yippy!



Remember Your Valentine!

CALENDAR OF EVENTS

<p>. Thurs, Jan. 7 2010 at 6:00pm Annual Holiday Party Tamarack Golf Club 24032 Royal Worlington Drive (on Rt 59) Naperville, IL. 60564 Phone 630-904-4000</p>	<p>Thurs, Feb. 4, 2010 at 6:30pm Board Meeting at Plainfield Art League 24114 W. Chicago Ave, Plainfield, IL</p>
<p>. Thurs, Jan. 14, 2010 at 6:45pm Quilt Show Committee Meeting Panera Bread on Rt 59 at 95th St Naperville, IL</p>	<p>February 18, 2010 at 7:00pm Sue Harmon, Certified Quilted Textile Appraiser Lecture and Quilt Show Appraisal Sign-ups</p>
<p>Thurs, Jan. 21, 2010 Lecture and Trunk Show (regular guild night) Char Hopeman, Designer and Quilter</p>	<p>Guild newsletter is published every two months (Jan-Feb, Mar-Apr, May-June, Jul-Aug, Sept-Oct, and Nov-Dec). To submit articles for inclusion, email or mail articles to the Newsletter Editor by the 25th of the month preceding newsletter issue dates noted above (more details inside newsletter).</p>